


## Durable Effective System



### ACHIEVING THE OPTIMUM DURABILITY OF 'PRIOR -TO- PAINT' JOINERY REPAIRS

**– The latest advancement in Epoxy Wood Repair Technology**

**By Des Raj - Managing Director DESOFIL (U.K) Ltd**

**– 'The Voice of 20 years Experience in Wood Repairs'**

**– 'Joinery Repairs with over 10 year's durability can be achieved'**



Window affected by wood decay.



Wood decay at joints and cill require replacement.



The repaired window is painted.

I have spent over 20 years looking at different way of achieving the optimum durability of prior-to -paint joinery repairs. The durability of joinery repairs exert a major influence on the longevity of exterior paints, which in turn influence major financial decisions when it comes to the duration of re-decoration cycles for the maintenance of exterior joinery.

After conducting over 500 CPD Technical Seminars across the U.K, on the repair, maintenance, conservation of timber joinery and talking to Architects, Building Surveyors, and Conservation Officers; I have come to the conclusion that there is no doubt, that surface preparation is important. Also, the training of the operatives carrying out the work and the type of tools used does make a difference to the performance of joinery repairs. But the key factor which influences the ultimate durability of exterior joinery repairs is still the quality of the repair product selected.

The performance of the repair products can vary enormously in service. All resin based wood repair products are not the same; the repair products can vary in such properties as elasticity, adhesion, ease of mixing and application properties. What is also important is the ability of the product to retain the elasticity and adhesion over a long period in service.

As a supplier, I have come to realise that whilst research and development has played a key part in developing products capable of providing long term solution to achieving optimum durability of joinery repairs. It is important to combine the practical knowledge together with financial considerations in order to achieve cost- effective repairs capable of providing optimum durability.

Some wood repair products I worked with for over 20 years has shown excellent performance in service. A durability of joinery repairs can easily exceed 10 years if the correct steps are taken during the inspection and planning stage.

Analysis of failures of wood repairs in service could be attributed in most cases to poor surface preparation. However, some repairs, which failed clearly indicated, particularly in highly exposed situations that a further improvement in the elasticity of the products was needed.

Our Research and Development has resulted in the formulation of DESOWOOD RAP-4H in which the elasticity has been improved by a factor of 10 compared to the products I worked with for 20 years.

Further improvement in DESOWOOD RAP-4H includes greater stability of the mix colour control system, application time, shelf life, and improvement in mechanical properties. All these improvements will help to achieve long term durability.

Health & Safety consideration necessitated the inclusion of some new raw materials and exclusion of others in order to bring the DESOWOOD RAP-4H up to date as part of the latest advancement in Epoxy Resin – wood repair technology.

To achieve optimum durability- the following steps are recommended:

1. A thorough inspection should be the starting point in order to identify the real problems prior to finalising the specification.
2. Preventative maintenance is essential and should be carried out as part of the prior-to-paint joinery repairs.
3. Select the right product, e.g. Desowood SAP-4H/RAP-4H
4. Correct Specification is important together with the appropriate repair method statements- refer to 'A Guide to specifying the Desowood Repair System'
5. Accurate costing is a must in order to achieve joinery repairs of high quality and durability cost effectively – refer to – 'A guide to calculating schedule of rates'
6. Ensure that the operatives carrying out the work are trained in the application of the Desowood Repair System.
7. Always set quality standards on which the quality of joinery repairs can be evaluated.
8. Establish good communication between all parties involved with the project.

At DESOFIL (U.K) Ltd we have introduced a free 'Specifiers Pack' of information to help Maintenance Professionals achieve joinery repairs of high quality and durability.

*For further information, please contact: Des Raj*

*E-mail:sales@desofil-uk.com Tel: 01767 682446*

*DESOFIL (U.K) Ltd*

*Head Office: 3 Woodpecker Way, Sandy, Bedfordshire, SG19 2SQ.*

## Desowood® Repair System

## Durable Effective System

# THE DESOWOOD® REPAIR SYSTEM

- ❖ Desowood SAP-4H and Desowood RAP-4H for repairing rotten wood.



## Mixing Desowood RAP-4H





Desowood incorporates a mix colour control to ensure that the two components are mixed correctly in the right proportion.

- ❖ Check that the moisture content of the wood is below 18% before the application of Desowood SAP-4H / RAP-4H.
- ❖ Dispense the quantity of Desowood RAP-4H required.
- ❖ Thoroughly mix the Desowood RAP-4H.
- ❖ Mix until an even homogeneous colour is achieved.



## 'The characteristics of Desowood RAP-4H is just like wood'

- ❖ Desowood RAP-4H is elastic and planes like wood.
- ❖ Excellent adhesion to wood.
- ❖ The picture illustrates the high bond strength between the wood and the resin.
- ❖ Desowood RAP-4H can be machined, sawn, drilled, nailed and screwed like wood.



Desowood® Repair System